

Typ	Duco Barrier Load Louvre - Slimframe 11/70 - 55°	
BESCHREIBUNG	festes Paneel als Absturzsicherung	
LAMELLENFORM	60F Barrier Load	
LAMELLENNEIGUNG	55°	
LAMELLENSCHRITT	Berechnung der Absturzsicherung gemäß Spezifikation, maximale Schritt = 100 mm	
RAHMENBREITE	11 mm	
BAUTIEFE	70 mm	
MIN. ABMESSUNGEN	Breite 100 mm	
MAX. ABMESSUNGEN	Breite 1000 mm	
BRANDVERHALTENS	A2-s1,d0 (EN13501-1)	
MATERIAL	Aluminium : EN AW-6063 T66 (EN 573-3) Profilstärke : min. 1,5mm	
OBERFLÄCHENBEHANDLUNG	- Polyester Pulverlackierung (60-80µm) Qualicoat Seaside Typ A - spezifische Farbreferenzen und/oder Strukturlack auf Anfrage	
STOSSFESTIGKEIT		
DURCHSTURZSICHERUNG		

	Am Fensterrahmen befestigt	An vier Ecken befestigt
EN13049	Klasse 5	Pending
NF P08-302	Klasse H2	Pending
B03-004	Klasse A/B/C4/D	Pending
NEN-EN1991-1-1	Klasse A/B/C4/D	Pending
BS6180	Klasse XI*	Pending

* Prüfen Sie die Berechnungsdatei für die maximale Schritt und Breite

3

2

1

D

D

C

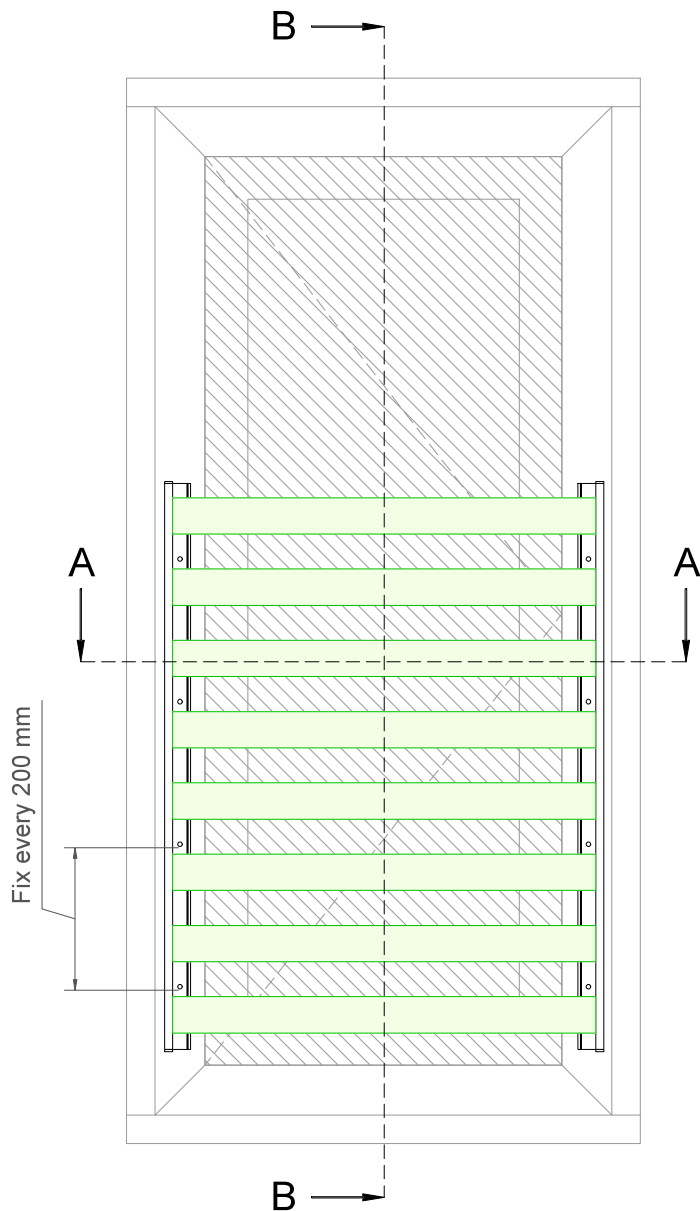
C

B

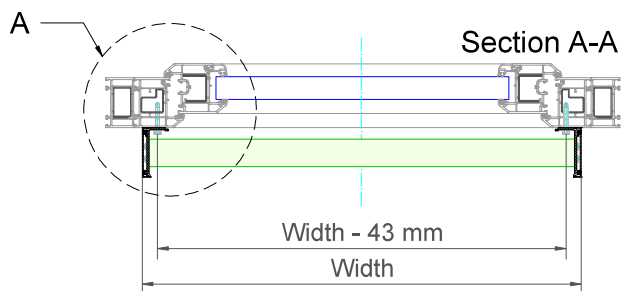
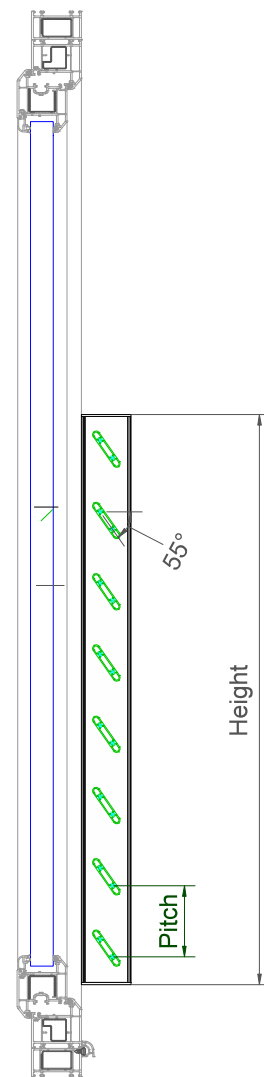
B

A

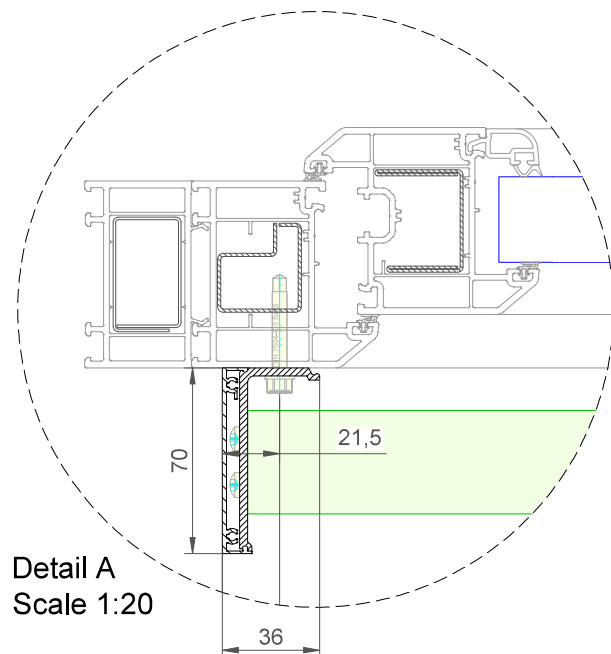
A



Section B-B



Section A-A

Detail A
Scale 1:20

example only - not for construction use

Duco Barrier Load Louvre - Slimframe 11-70 - 55°

Datum : 27/05/2024

Schaal : 1:7,5

Window profiles for example purposes only.
Check compatibility with window manufacturer

DUCO
Ventilation & Sun Control

Tol. : ISO 2768-mK

Getekend : RTN

Mat. : Aluminium

Ref nr. :

In case of PVC windows: screw fixations
should always be anchored in the steel
reinforcement of the frame

Bedrijvenlaan 2, - 8630 VEURNE
tel. 0032-58/330066 - fax.0032-58/330067
email: info@duco.eu www.duco.eu
Deze tekening is eigendom van Duco Projects en mag niet gekopieerd
noch getoond worden aan derden zonder schriftelijke toestemming

Formaat : A3		
omtrek	gewicht	lakoppervl.
mm	kg/m	dm ² /m

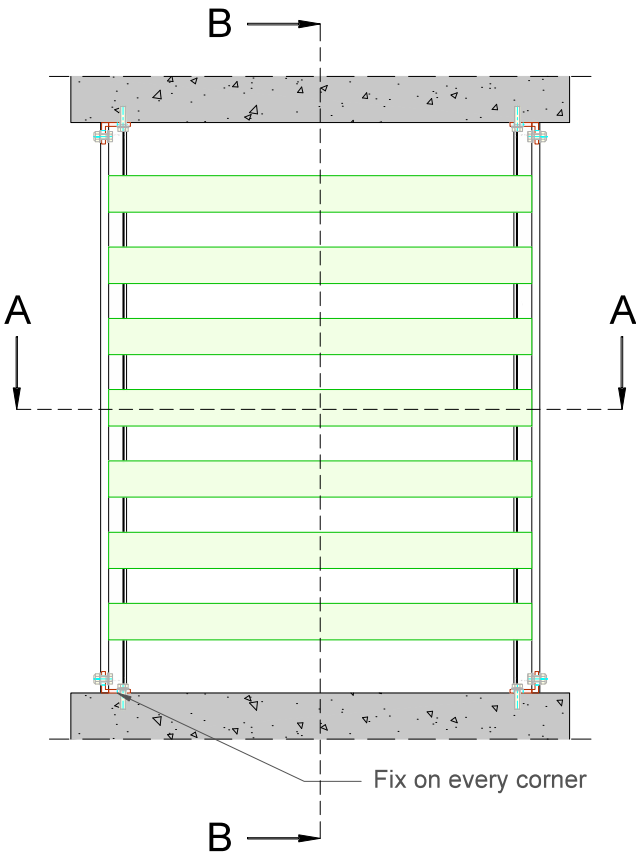
Tekening nr. :

Barrier Load Louvre - Slimframe 11-70 - 55°

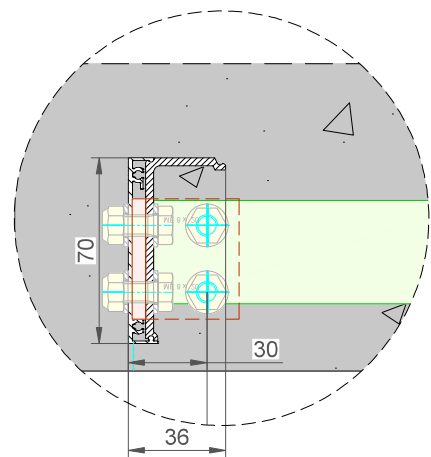
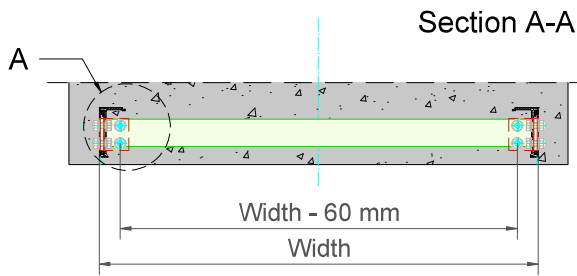
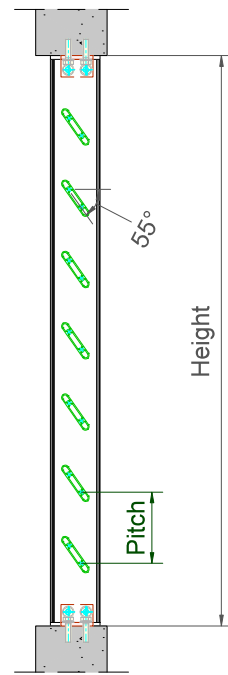
3

2

1



Section B-B



Detail A
Scale 1:20

example only - not for construction use

Duco Barrier Load Louvre - Slimframe 11-70 - 55° - In Dag

Datum : 27/05/2024

Schaal : 1:7,5

Window profiles for example purposes only.
Check compatibility with window manufacturer



Tol. : ISO 2768-mK

Getekend : RTN

Mat. : Aluminium

Ref nr. :

Formaat : A3



Tekening nr. :

In case of PVC windows: screw fixations
should always be anchored in the steel
reinforcement of the frame

Bedrijvenlaan 2, - 8630 VEURNE
tel. 0032-58/330066 - fax.0032-58/330067
email: info@duco.eu www.duco.eu
Deze tekening is eigendom van Duco Projects en mag niet gekopieerd
noch getoond worden aan derden zonder schriftelijke toestemming

omtrek

gewicht

lakoppervl.

Barrier Load Louvre - Slimframe 11-70 - 55° ID

mm

kg/m

dm²/m