

# TECHNICAL DATA SHEET



Duco Barrier Load Louvre - Slimframe 11/70 - 3°	
Type	Fixed panel as barrier load
VISUAL FREE AREA	60F Barrier Load
SHAPE OF BLADE	3°
BLADE INCLINATION	To specification barrier load, maximum pitch = 100 mm
PITCH	11 mm
FRAME WIDTH	70 mm
FRAME DEPTH	- Width 100mm
MIN. DIMENSIONS	- Width 1000 mm
MAX. DIMENSIONS	A2-s1,d0 (EN13501-1)
REACTION TO FIRE	Aluminium : EN AW-6063 T66 (EN 573-3) Profile thickness : min. 1,5mm
MATERIAL	- polyester powder coated (60-80µm) according Qualicoat Seaside type A - specific RAL codes and/or textured paint on request
SURFACE TREATMENT	
IMPACT RESISTANCE	
FALL-TROUGH PROTECTION	

\* check calculation file for maximum pitch and width

3

2

1

D

D

C

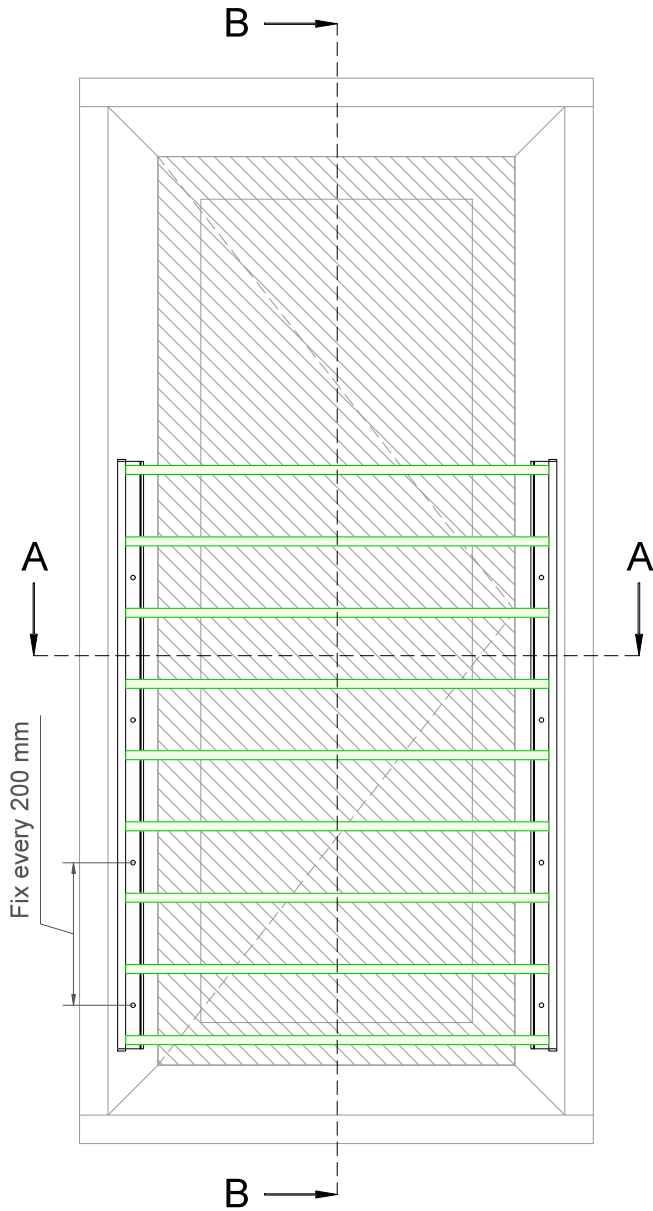
C

B

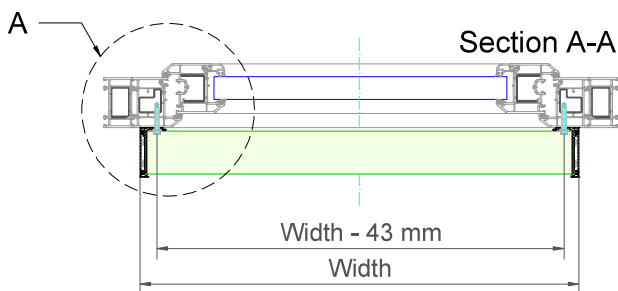
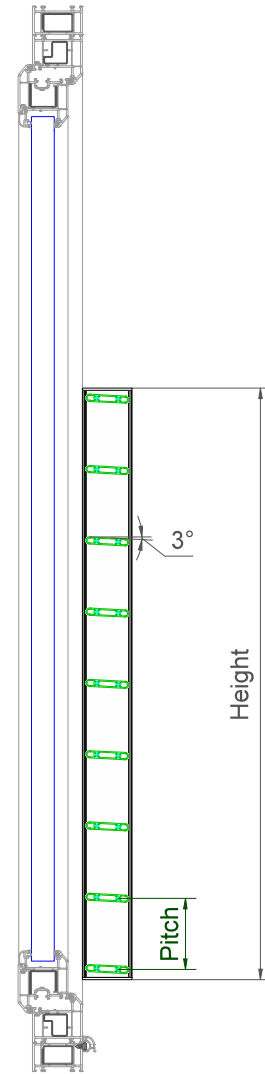
B

A

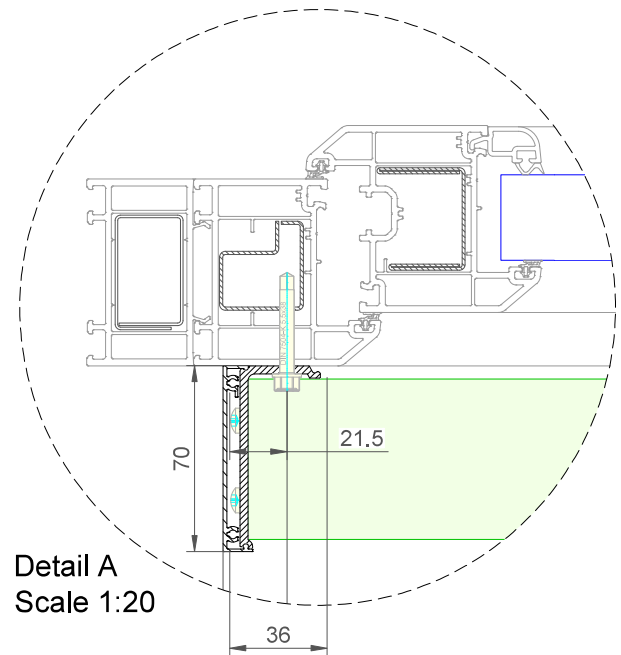
A



Section B-B



Section A-A

Detail A  
Scale 1:20**example only - not for construction use**

Duco Barrier Load Louvre - Slimframe 11-70 - 3°

Datum : 22/04/2024

Schaal : 1:7,5

Window profiles for example purposes only.  
Check compatibility with window manufacturer

**DUCO**  
Ventilation & Sun Control

Bedrijvenlaan 2, - 8630 VEURNE  
tel. 0032-58/330066 - fax.0032-58/330067  
email: info@duco.eu www.duco.eu  
Deze tekening is eigendom van Duco Projects en mag niet gekopieerd  
noch getoond worden aan derden zonder schriftelijke toestemming

Tol. : ISO 2768-mK

Getekend : RTN

Mat. : Aluminium

Ref nr. :

Formaat : A3



Tekening nr. :

In case of PVC windows: screw fixations  
should always be anchored in the steel  
reinforcement of the frame

omtrek

gewicht

lakoppervl.

Barrier Load Louvre - Slimframe 11-70 - 3°

mm

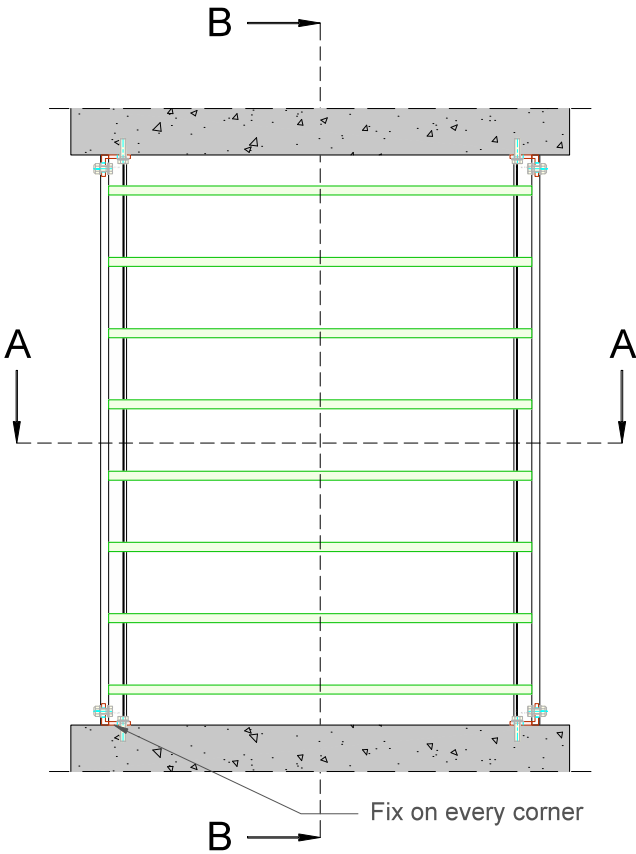
kg/m

dm²/m

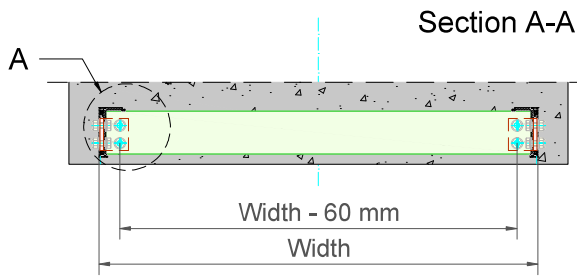
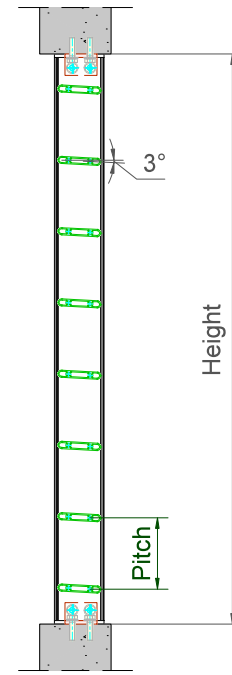
3

2

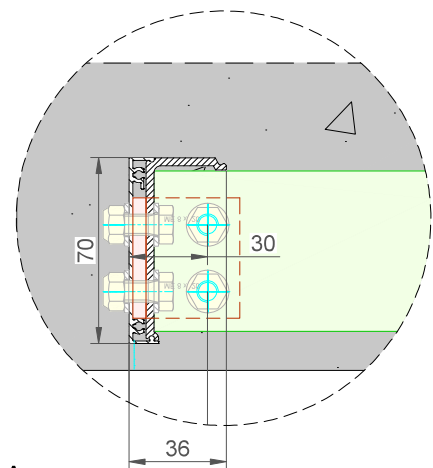
1



Section B-B



Detail A  
Scale 1:20



example only - not for construction use

Duco Barrier Load Louvre - Slimframe 11-70 - 3° - In Dag

Datum : 22/04/2024

Schaal : 1:7,5

Window profiles for example purposes only. Check compatibility with window manufacturer



Tol. : ISO 2768-mK

Getekend : RTN

Mat. : Aluminium

Ref nr. :

Formaat : A3



Tekening nr. :

In case of PVC windows: screw fixations should always be anchored in the steel reinforcement of the frame

Bedrijvenlaan 2, - 8630 VEURNE  
tel. 0032-58/330066 - fax.0032-58/330067  
email: info@duco.eu www.duco.eu  
Deze tekening is eigendom van Duco Projects en mag niet gekopieerd  
noch getoond worden aan derden zonder schriftelijke toestemming

omtrek

gewicht

lakoppervl.

Barrier Load Louvre - Slimframe 11-70 - 3° ID